

Mobile 22-kW wall box for pros



JUICE BOOSTER 2 pro



Successfully tested on a continuous basis

Guaranteed compatibility with all available and new electric cars with a Type GB, Type 2 or Type 1 connector.



Rugged

Ruggedly durable weather-proof aluminium housing (splashproof and dustproof when connector is plugged in; housing is submersion-proof).



Secure JUICE CONNECTOR

The aluminium connector design is based on aerospace technology and driveover-resistant, offering guaranteed safety, reliability and flexibility every time you charge.

JUICE BOOSTER 2 pro is a device developed for specialists.

Interchangeable adapters on both sides make it extremely flexible. Tried and tested in workshops, and in development and production.

JUICE BOOSTER 2 pro

For pros, by pros

Interchangeable adapter on the vehicle side

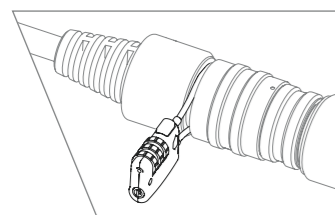
All these adapters have a blue dot on the JUICE CONNECTOR pro.

The different pin coding physically prevents the insertion of the wrong adapter type.

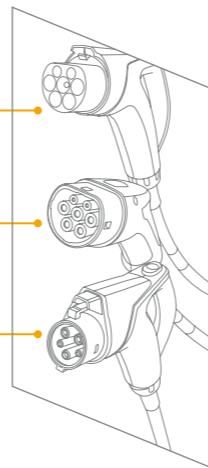
● Blue dot

Thanks to the adapter lock

it is protected from theft at all times, both at home and in public spaces.



- Vehicle-side plug Type GB (including China)
- Vehicle-side plug Type 2 (including Europe)
- Vehicle-side plug Type 1 (including USA, Japan)



Detailed fault detection

Up to eight individual faults can be automatically detected and shown on the LED display.

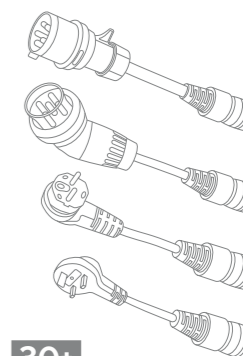
Waterproof

Can be used in any weather.

Interchangeable adapter on the mains side

Thanks to the comprehensive range of adapters for all conventional household and industrial sockets, you can charge anywhere in the world without any worries.

● Orange dot



30+ others

Integrated fault current detection

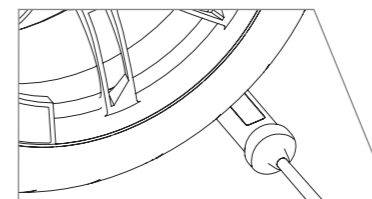
The DC and AC fault detection trips effectively at the prescribed value.

Developed for specialists

Intended exclusively for professional users and may only be used by trained specialists.

Rugged

Impact-resistant and shock-proof as per IK10, and can be safely driven over by a wheel load of up to 3 tonnes.



Clean and tidy

Included free of charge: robust case with sewn-on Velcro strips for secure boot storage.



JUICE CELSIUS

The JUICE CELSIUS temperature sensor integrated in domestic adapters detects overheating (e.g. in the case of incorrectly-wired plug sockets) and thus protects against potential fires.

Good to know

The vehicle adapters are connected via the JUICE CONNECTOR pro safety connector. Although visually identical to the standard JUICE CONNECTOR for the mains side, the pro comes with different pin coding. This makes connecting to the wrong side of the JUICE BOOSTER 2 pro impossible.

Practical workshop shopping cart

The workshop shopping cart, developed specially for the JUICE BOOSTER 2 pro, provides order and maximum flexibility. All the adapters are stored tidily in one place and are within easy reach.



Technical Specifications

Dimensions	Diameter: 70mm, length: 225 mm	CE-conformity	IEC 62752, 62196, 61851-1, Mode 2/3, EMC, RoHS
Weight	1.0 kg without cable 3.2 kg with cable and plug	Protection rating	IP67, IK10
Power output	1.4 kW - 22 kW AC	Fault current	RCD DC 6 mA, AC 30 mA
Rated current	6 A to 32 A	Safety	Protective conductor, temperature monitoring
Mains voltage	230V (1-phase) / 400V (3-phase)	Mains connectors	More than 30 self-detecting adapters available for domestic, industrial and EV sockets 1.4 m supply cable + approx. 30 cm adapter length
Material, colour	Anodised aluminium, anthracite	Vehicle-side connection	Type GB (GB/T 20234.2) / Type 2 (EN 62196) / Type 1 (SAE J1772) Cable length 3.1 m
Operating temperature	-30°C to +50°C		

Subject to changes.

JUICE BOOSTER 2 pro

Cope with any situation

Find more information
and accessories here:
juice.world/jb2pro



Mains connectors

- | | |
|--|--|
| <ul style="list-style-type: none"> | <ul style="list-style-type: none"> |
|--|--|

Household plugs

Industrial connectors

EV
connectors