

The affordable wall box for all e-vehicles



JUICE CHARGER me 3



Unbelievably flexible: load management, backend connection, PV-controlled charging, activation via Plug and Charge, and much more besides.

Not just a visual delight: robust, waterproof, intelligent and rapidly installed.

JUICE CHARGER me 3

Limitless possibilities combined in a single wall box

Integrated electronic RCD protection


The internal DC and AC fault detection reacts precisely and reliably, for maximum safety and protection. Depending on local installation regulations, the upstream RCD type A can be omitted.

Impact-resistant, dustproof and waterproof

Resistant to impact (up to IK10) and even to submersion (IP67).

Solar connection made easy

To use self-generated solar power to charge the electric car battery (PV surplus charging), the CHARGER me 3 can be connected to a solar management tool or HEMS, which then communicates with the PV system. We recommend Solar Manager, Clever-PV and EVCC.



Quickly installed

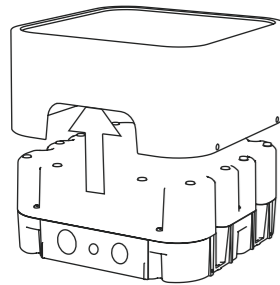
Open the housing, connect the power cable, apply the cover – and you're done.



Watch the installation video at: juice.world/support/jcme3

Wireless communication

Integrated Wi-Fi module for connection to the JUICE-EXO backend or for over-the-air device updates. LAN connection is also possible.



Frame your image

The easily replaceable front panel can be decorated with your personal image or logo using the simple configurator.



More information available at: juice-style.com

Activation via RFID

Standardised activation with two pre-programmed RFID cards (included).



Clear communication

The LED icons on the front panel display the current status of the device clearly at all times.

High-quality, ergonomic design

The plug feels comfortable in hand. Protective strain relief, hard silver-plated contact sleeves and durable cable sheathing ensure very high wear resistance.



Precise measurement

An MID-compliant meter is integrated as standard and can be read directly via a window in the front panel.



5-metre cable

So that you can always reach the charging socket, even from less than perfect parking spaces.



Complete energy management

With an additional meter on the separate building installation, the charging park can make optimum, dynamic use of the remaining energy. We recommend the following meters:

- Modbus TQ EM300-LR (TCP)
- Modbus TQ EM410/EM420 (TCP)
- Modbus IPD Control (TCP)
- Modbus Janitza UMG 512/96 PRO (TCP)
- Modbus Janitza UMG 605 PRO (TCP)
- Modbus Phoenix Contact EEM-MB371 (TCP)
- Modbus Siemens 7KM2200 (TCP)



Fully networked

The Charger Dashboard in the cloud (accessible via the j+ pilot app or your browser) provides a complete overview of your installation. Be it station management, user administration or billing – the Juice backend allows you to complete everything online.

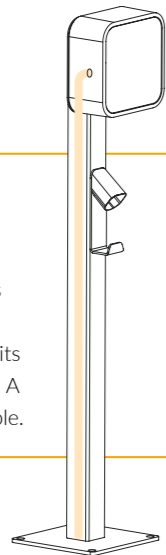
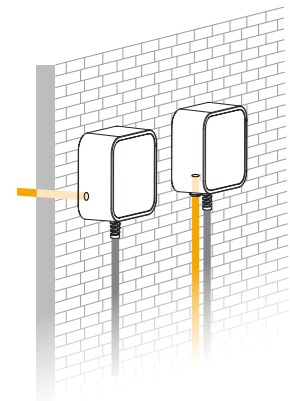


Additional backend

It is also possible to connect a different backend via OCCP.

Flexible installation

Can be installed on a pillar or surface/flush-mounted on a wall.



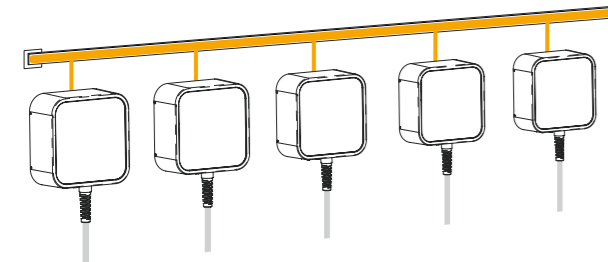
Good to know

With its sleek, timeless design, the optionally available pillar integrates perfectly into any surroundings. Visually discreet, it impresses with its functionality and rugged durability. A double-sided version is also available.

Load management

Every device includes dynamic load management for up to 250 charging stations as standard.

For direct connection to power distribution systems, such as busbars or flat ribbon cables, the JUICE CHARGER me 3 is available with an integrated RCBO (residual current circuit breaker with overcurrent protection).



Use as a public charging point

Interested in making money by making the wall box available as a public charging station? No problem! The JUICE CHARGER me 3 can be integrated into virtually all e-commerce charging networks (incl. eCarUp, swisscharge, Virta).



JUICE CHARGER me 3

With "Plug and Charge" compatibility as standard

For more information
and accessories visit:
juice.world/jcm3



Technical specifications

Dimensions	280×280×125 mm
Weight	6.5kg
Input current	230V, 6–32 A (1-phase) AC or 400V, 6–32 A (3-phase) AC
Power output	11 kW (16 A, 3-phase); adjustable to 22 kW (32 A, 3-phase)
RCD protection	Electronic residual current protection AC 30 mA and DC 6 mA integrated, if necessary, connect RCD type A and LS upstream in accordance with installation regulations
Communication	OCPP 1.5/1.6, Modbus TCP, EEBUS Ethernet interface (LAN, RJ45 connection), Wi-Fi (2,4 GHz)
Activation	RFID reader for access control (MIFARE Classic/Desfire) The RFID frequency is 13.56 MHz.
Charging/load management	Configurable for master and slave operation (up to 250 units), load shedding via floating contacts
Safety	Internal temperature sensor for reducing the charging current (works independently of the ambient temperature)
Protection rating	IP67
Impact resistance	IK10
Operating temperature	–30°C to +50°C



Continuously tested

We guarantee compatibility with all existing and newly released electric cars with a Type 2 connector.



Robust

Rugged housing, weatherproof. Can be surface- or flush-mounted on a wall or attached to a pillar (available separately).



Rapid installation

Installation takes just 2 minutes, and can be carried out by any technician – including those who have never installed a charging station before.